

How I Made

Chiku the Squirrel's Acorn Adventure


An AI-animated educational video for Class 1 students

Made using Claude AI



Created by Rachna Verma

About Claude AI



What is Claude AI?

Claude AI is an AI assistant made by Anthropic.


It can generate scripts, animations, and code from simple natural-language prompts.



How It Was Built

Five steps from idea to a finished, child-paced lesson

1



Define the Goal

I chose subtraction as the learning objective and Chiku as the story character.


2



Prompt Writing

A detailed prompt guided the scenes, narration, visuals, and sound effects.

3



Prototype in One File

Claude generated a complete animated HTML lesson in a single file.

4



Watch & Give Feedback

The prototype was reviewed and refined to match Class 1 learning needs.

5



Repeat & Q/A

Multiple repetitions improved pacing, counting practice, and overall clarity.

What I Asked Claude AI

This single prompt generated the entire animated video:

```
Create a 60-90 second AI-animated educational video for Class 1 students (ages 6-7)
teaching subtraction through a fun storytelling adventure.
```

```
Title: Chiku the Squirrel's Acorn Adventure
```

```
Style: Bright colourful animation | Cute animal characters | Cheerful music | Fun sound
effects
```

```
Simple English | Slow counting with visuals | Warm, friendly narrator voice
```

```
5 Scenes: Meet Chiku (8 acorns) -> One rolls away ( $8-1=7$ ) -> Two birds visit ( $7-2=5$ )
-> Friend takes 2 ( $5-2=3$ ) + confetti -> Recap + wave goodbye
```

```
End screen: Subtraction = Taking Away!
```

Challenges



The Real Story

AI is powerful — but not always perfect.

AI made the video creation process faster, but some manual fixes were still required.

The Output

Live in Browser



Chiku the Squirrel's Acorn Adventure

A counting & subtraction story. Turn your sound on, then tap Start!

▶ Start the Adventure

Open the HTML file in any browser and press ▶ Start the Adventure